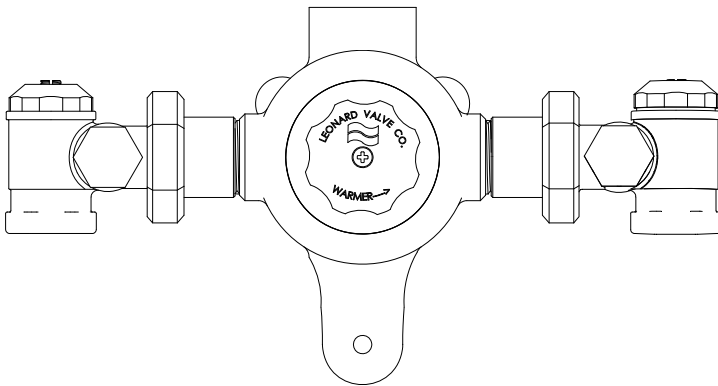


THERMOSTATIC MIXING VALVES

ECO-MIX™

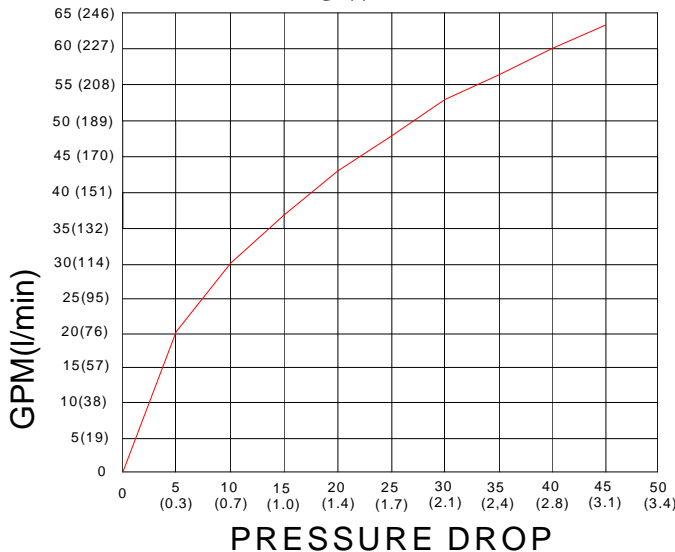
LV-982-LF-_____
 3-63 GPM (11-238 l/min)



- Thermostatic Water Mixing Valve with 3 GPM (11 l/min) minimum flow capacity
- 1” inlets, 1-1/4” outlet (25mm x 32 mm)
- Integral combination checkstops with strainers
- 125 PSI (8.6 BAR) maximum operating pressure
- Copper encapsulated thermostatic assembly with Teflon coated stainless steel shuttle
- Locking temperature regulating handle
- Temperature adjustment range, 90-140°F (32-60°C) **
- Internal parts stainless steel
- Integral wall support for easy mounting
- Rough Bronze Finish

PRESSURE DROP										
MIN+ FLOW	5	10	15	20	25	30	35	40	45	PSI
	0.3	0.7	1	1.4	1.7	2.1	2.4	2.8	3.1	BAR
3	21	31	37	43	48	53	56	60	63	GPM
11	79	117	140	163	182	201	211	227	238	l/min

FLOW RATE



+NOTE: The valve will maintain temperature with 0.5GPM flow from the domestic hot water loop when properly installed near the hot water source with a continuously operating recirculation pump.

OPTIONS

- ___ SUFFIX **CP** Chrome plated finish
- ___ SUFFIX **IT** Inlet thermometers
- ___ SUFFIX **LWS** Less wall support
- ___ SUFFIX **BDT** Ball valve with dial thermometer

NOTE: Leonard Valve Company reserves the right of product or design modification without notice or obligation

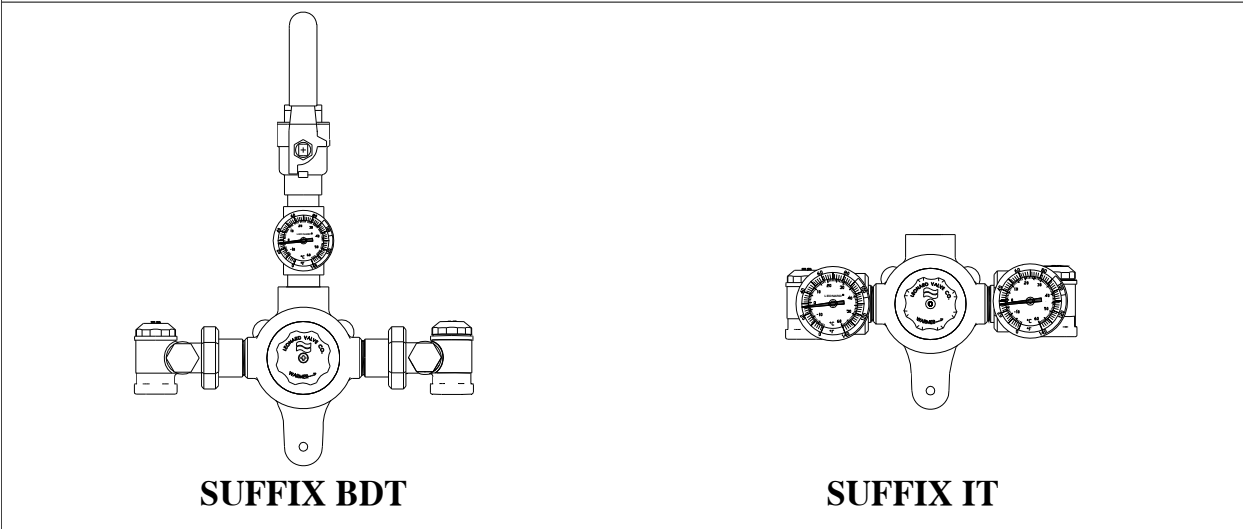
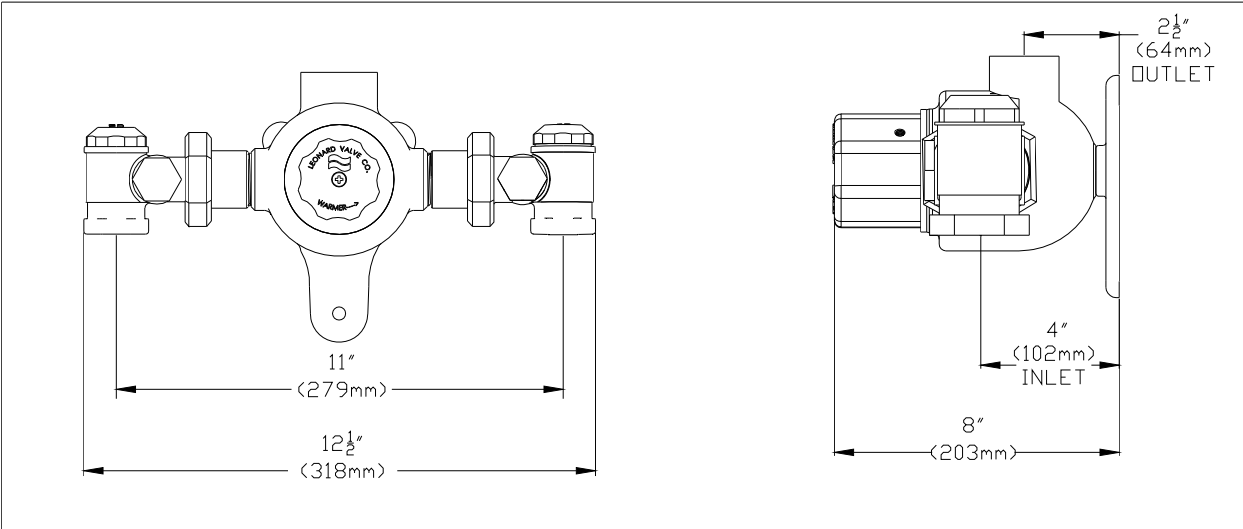
ASSE 1017 CERTIFIED



This product is certified to meet Low Lead requirements of wetted surface area containing less than 0.25% lead by weight

**NOTE: For temperatures outside of this valve's stated range, please see our line of bi-metal valves.

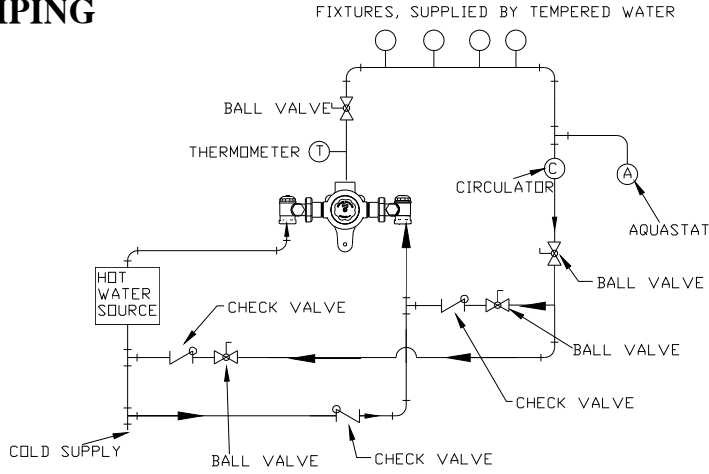
*NOTE: A locking temperature regulator set for 120°F (49°C), is simply a mechanical setting to prevent unauthorized temperature set point changes. If incoming water is hotter than 150°F (65.5°C), the temperature of the factory test, the valve may deliver in excess of 120°F. MUST BE RESET BY THE INSTALLER



SUFFIX BDT

SUFFIX IT

**REQUIRED PIPING
METHOD W**



CAUTION! All thermostatic water mixing valves have limitations. They will NOT provide the desired accuracy outside of their flow capacity range. Consult the Flow Capacity Chart and DO NOT OVERSIZE. Minimum flow must be no less than as indicated.



1360 Elmwood Avenue, Cranston, RI 02910 USA
 Phone: 401.461.1200 Fax: 401.941.5310
 Email: info@leonardvalve.com
 Web Site: <http://www.leonardvalve.com>