

Location: _____

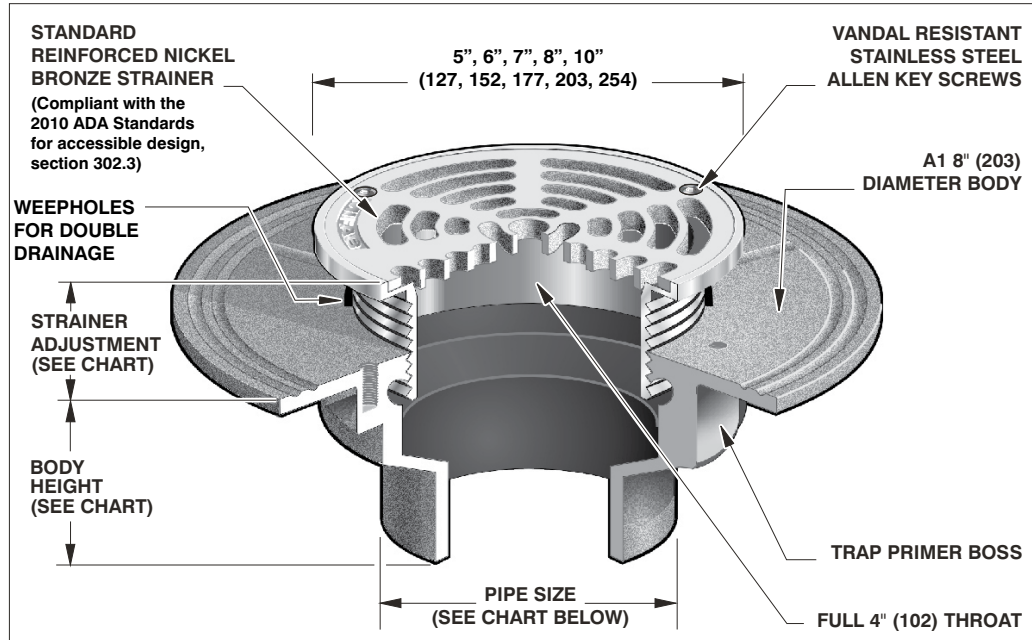


F1100

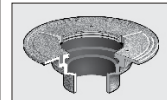
FLOOR DRAIN FOR NON-MEMBRANE FLOOR AREAS

Specification: MIFAB® Series F1100 (*)-1 (* specify strainer diameter) lacquered cast iron floor drain with anchor flange, and standard satin finished nickel bronze strainer with vandal resistant stainless steel allen key screws. (For membrane floors, add -C to the Series number).

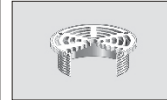
Function: Used in showers, kitchens, restrooms, and other non-membrane finished areas. Round adjustable nickel bronze strainer is used for all types of poured finished floors.



PARTS:



A1 BODY



(*)-(**) Denotes Strainer Size
(**) Denotes Strainer Finish
(-1, -3 or -4)

F1100 Series meets
ANSI/ASME floor
drain standard
A112.6.3-2001

Metric equivalents see chart below. (Dimension) Denotes Millimetres

STRAINER DIAMETER	STRAINER ADJUSTMENT		ANSI/ASME RATING			PIPE SIZE	BODY HEIGHT				
			FREE AREA	LOAD RATING			NO HUB (STANDARD)	PUSH ON (P)	THREADED (T)	INSIDE CAULK (X)	PVC/ABS (-30)/(-31)
	MIN	MAX		N.B. (-1)	S.S. (-3)						
5" (127)	1/2" (38)	1 1/2" (38)	8 in ² (5200 ²)	UP TO 2000 LBS.	OVER 10000 LBS.	2" (51)	3" (76)	3 3/8" (86)	2 1/4" (57)	3 3/4" (95)	2 15/16" (75)
6" (152)	11/16" (17)	1 1/2" (38)	9 in ² (5800 ²)	UP TO 2000 LBS.	-	3" (76)	3" (76)	3 3/8" (86)	2 5/8" (67)	3 3/4" (95)	3 3/4" (95)
7" (178)	9/16" (14)	1 9/16" (40)	12 in ² (7700 ²)	UP TO 2000 LBS.	-	4" (102)	3" (76)	3 3/8" (86)	2 5/8" (67)	3 3/4" (95)	3 3/4" (95)
8" (203)	1 1/16" (17)	2 1/4" (57)	18 in ² (11600 ²)	UP TO 2000 LBS.	OVER 10000 LBS.	5" (127)	3" (76)	--	2 5/8" (67)	3 3/4" (95)	--
10" (254)	1 1/16" (17)	2 1/4" (57)	26 in ² (17170 ²)	UP TO 2000 LBS.	-	6" (152)	3 1/4" (83)	6 1/2" (165)	--	--	--

SUFFIX OPTIONAL VARIATIONS

-1 Nickel bronze strainer (standard)
-2 Polished brass strainer (5" only)
-3 Stainless steel strainer
-4 Ductile iron strainer (5", 8" only)
-5 Sediment bucket
-6 Security screws (T-20 Torx & pin)
-7 1/2" trap seal primer connection
-8 Backwater valve (2", 3", 4")
-11 Acid resistant epoxy coated body
-13 Galvanized body
-15 Extension
-21 Secondary flat stainless steel strainer (2", 3", 4")
-28 Stainless steel body (Type 304)
-30 PVC socket connection body

SUFFIX OPTIONAL VARIATIONS

-31 ABS socket connection body
-34 Closure plug
-40 Underdeck clamp
-41 Sump receiver
-49 Chrome plated strainer
-50 Lacquered cast iron funnel
-90 Threaded side outlet (2", 3", 4") (cast iron only)
-90NH No hub side outlet (2", 3", 4") (cast iron only)
-95 Client logo
-BA Buy American Act compliant product
-C Membrane clamp (Min. 1 9/16" (40))

SUFFIX OPTIONAL VARIATIONS

-C2 High rough-in membrane clamp (A1-C2)
-F4 4" Round funnel
-F6 6" Round funnel
-G Oval 4" x 9" funnel
-HP Heel proof grate (1/4" maximum grate opening size, -3 only)
-J -3 only)
P Push on outlet
-PA Pennsylvania Steel Act compliant product
T Threaded outlet (2", 3", 4")
X Inside caulk outlet
-Z Extended wide elastomeric flange

Job Name: _____

Page No: _____

Section No: _____

Contractor: _____

Schedule No: _____

Purchase Order No: _____