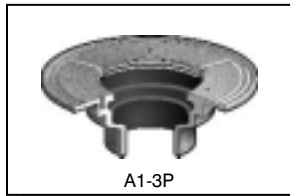


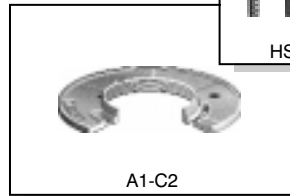
GUIDE TO ORDER MIFAB'S DRAINAGE PRODUCTS

Floor Drains with Adjustable Strainers

Parts:



+



+



3" (75) push on connection, A1 Body

Standard clamp ring with HS-1 hardware set included

5" (125) diameter, 1/4" (6) thick, standard reinforced nickel bronze strainer with vandal proof screws

Alpha / Numeric Description .

F1103P - C - 5 - 1 - 6 - 7

1 2 3 4 5 6 7 8

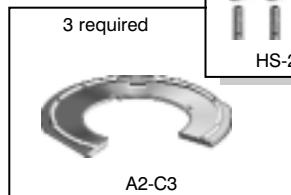
- | | |
|---------------------------|--|
| 1. Series Number | F1100 |
| 2. Outlet Size | Size 3" (75) outlet (change last "0" digit of Series number to indicate size) |
| 3. Outlet Type | No hub connection is standard. (P follows the outlet size because the connection is push on.) |
| 4. Membrane Clamp | Indicates that the membrane clamp ring is required (do not use the suffix -C if no clamp ring is needed) |
| 5. Strainer Type and Size | Indicates 5" (125) round strainer is used |
| 6. Strainer Finish | Indicates Nickel Bronze required - Suffix -1 |
| 7. Option | Indicates Vandal Proof Screws - Suffix -6 |
| 8. Option | Indicates Trap Seal Primer Tapping required - Suffix -7 |

Roof Drains (Large sump roof drain for 1-3/4" to 7" insulation - R1200-EU)

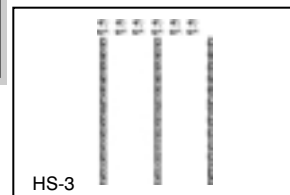
Parts:



+



+



+



4" (100) no hub connection, A2 Body

3 required
Membrane clamp ring with integral gravel stop and combination underdeck clamp and extension. HS-2 hardware set included.

6 pieces of all thread rod, 6 nuts and 6 washers to connect underdeck clamp and extension to underside of body

Ductile iron dome

Alpha / Numeric Description .

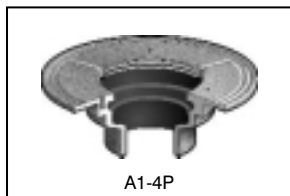
R1204 - M - EU

1 2 3 4 5

- | | |
|------------------|---|
| 1. Series Number | R1200 |
| 2. Outlet Size | Size 4" (100) outlet (change last "0" digit of Series number to indicate size). No hub connection is standard (P or X or T would follow the outlet size if the connection was push on, inside caulk or threaded). |
| 3. Option | Indicates that a metal (ductile iron) dome is required (Suffix -M) |
| 4. Option | Indicates that an extension is required (part number A2-C3) (Suffix -E) |
| 5. Option | Indicates that an underdeck clamp is required (part number A2-C3) (Suffix -U) |

Cleanout With Heavy Duty Combined Stainless Steel Cover / Plug

Parts:



+



4" (100) push on connection, A1 Body

5" (125) round heavy duty stainless steel cleanout cover/plug with o-ring gasket

Alpha / Numeric Description .

C1004P - R - 3

1 2 3 4 5

- | | |
|------------------------|---|
| 1. Series Number | C1000 |
| 2. Outlet Size | Size 4" (100) outlet (change last "0" digit of Series number to indicate size) |
| 3. Outlet Type | No hub connection is standard. (P follows the outlet size because the connection is push on.) |
| 4. Top Assembly Size | Indicates 5" (125) round heavy duty stainless steel cover/plug with O-ring gasket - Suffix -R |
| 5. Top Assembly Finish | Indicates stainless steel required - Suffix -3 |