

# Single Valve Cabinets and Exposed Assemblies




## Leonard Thermostatic Water Mixing Valves

Control water temperature for domestic hot water systems, multiple showers and other commercial, educational, penal, health care and industrial applications



LV-186-982-LF-STSTL-REC



LV-554-984-LF

# Single Valve Cabinets and Exposed Assemblies

## Leonard Thermostatic Water Mixing Valves

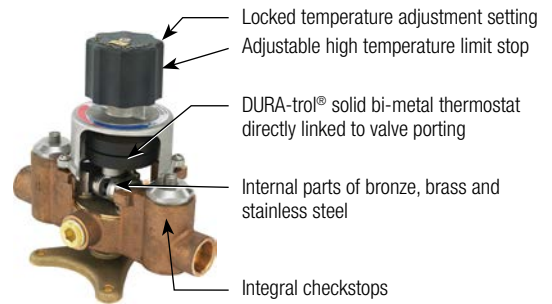
- DURA-trol® solid bi-metal and copper encapsulated thermostatic control models available
- Adjustable high temperature limit stops set for 120°F (49°C)
- Outlet on/off ball valve, dial thermometer
- Optional cabinets, cold water bypass
- Up to six sizes (depending upon the model specified)
- Factory-preassembled and tested systems
- Toll Free technical support

**All models ASSE 1017 Listed and 3rd Party certified as Lead Free**

## Type TM Thermostatic Water Mixing Valves

### All Type TM Thermostatic Water Mixing Valves include:

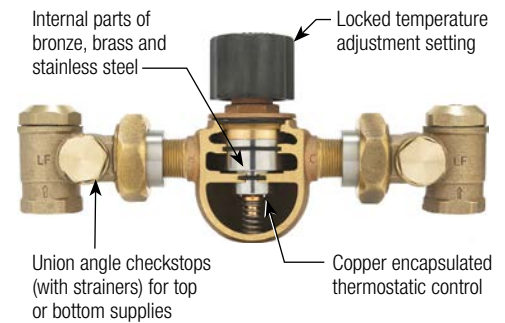
- DURA-trol® solid bi-metal thermostats
- 8°F (4°C) minimum differential between supply and outlet temperatures
- Integral hot and cold supply checkstops, wall supports, locked temperature regulators
- Adjustable high temperature limit stops set for 120°F (49°C)



## LV Series Thermostatic Water Mixing Valves

### All LV Series Valves are furnished factory-assembled and tested with:

- Highly responsive copper encapsulated thermostat assembly to control the intake of hot and cold water and regulate mixed water temperature
- Integral check valves on hot and cold inlets, wall supports, and locking temperature regulators



## Flow Capacities

Models	In	Out	Minimum Flow GPM	PRESSURE DROP										PSI
				5	10	15	20	25	30	35	40	45	50	
TM-26-LF*	3/4"	3/4"	1.0	0.3	0.7	1.0	1.4	1.7	2.1	2.4	2.8	3.1	3.4	BAR
	(19.1mm)	(19.1mm)	3.7	7	10	13	15	17	19	21	23	25	26	GPM
LV-981A-LF*	3/4"	3/4"	2.5	14	20	24	28	32	35	38	41	43	44	GPM
	(19.1mm)	(19.1mm)	9.5	53	76	91	106	121	132	144	155	163	167	L/MIN
LV-982-LF*	1"	1 1/4"	3.0	21	31	37	43	48	53	56	60	63	66	GPM
	(25.4mm)	(31.6mm)	11.4	79	117	170	163	182	201	211	227	238	250	L/MIN
LV-983-LF*	1 1/4"	1 1/4"	5.0	39	55	68	79	91	99	109	117	122	126	GPM
	(31.6mm)	(31.6mm)	18.9	148	208	257	299	344	375	413	443	462	477	L/MIN
LV-984-LF*	1 1/4"	1 1/2"	6.0	50	69	83	97	108	117	126	134	141	148	GPM
	(31.6mm)	(38.1mm)	22.7	189	261	314	367	409	443	477	507	534	560	L/MIN
* ASSE Standard 1070 listed and 3rd party certified as lead free				MAXIMUM FLOW CAPACITY										

- NOTE:** The valve model must be selected based upon the following:
- Maximum system demand for mixed water (see Leonard's exclusive CASPAK® Sizing Program at [www.leonardvalve.com](http://www.leonardvalve.com))
  - Designer's estimated minimum mixed water flow requirement

System pressure drop = the pressure available at the inlet of the mixing valve minus the pressure required to operate the farthest fixture, i.e., faucet or shower valve, in the building.

**CAUTION:** All thermostatic water mixing valves have limitations. They will not provide the desired accuracy outside of their flow capacity range. Consult the above chart and make certain minimum flow is greater than as shown.

## Cabinet Assemblies

### Standard Features:

- Recessed stainless steel cabinet, 12 gauge door, left hand hinge, 16 gauge body, lock – Suffix **STSTL-REC**
- Rough bronze valve/piping – Suffix **RF**
- Factory-assembled and tested

### Optional Features:

- Recessed steel cabinet, baked white enamel finish, lock – Suffix **BWE-REC**
- Exposed cabinet – Suffix **EXP**
- Chrome plating valve/piping – Suffix **CP**

### TM/LV-186 Series

#### TM-186-26-LF

#### LV-186-981A-LF

#### LV-186-982-LF

Bottom inlets, single top outlet with on/off valve, dial thermometer

#### LV-186-983-LF

#### LV-186-984-LF

### TM/LV-322 Series

#### TM-322-26-LF

#### LV-322-981A-LF

#### LV-322-982-LF

Bottom inlets, cold water bypass outlet with on/off valve, single mixed outlet with on/off valve, dial thermometer



LV-186-982-LF-STSTL-REC



TM-322-26-LF-STSTL-REC

# Single Valve Cabinets and Exposed Assemblies

## Exposed Assemblies

### Standard Features:

- Rough bronze valve/piping – Suffix **RF**, dial thermometer, wall support, factory-assembled and tested

### Optional Features:

- Chrome plating finish – Suffix **CP** (N/A for LV-981A-LF and TM-26-LF)
- Inlet thermometers – Suffix **IT**
- Inlet ball valves – Suffix **BV**

### TM/LV-554 Series

#### TM-554-26-LF


#### LV-554-981A-LF

#### LV-554-982-LF

Bottom inlets, single top outlet with on/off valve, dial thermometer

#### LV-554-983-LF

#### LV-554-984-LF



LV-554-982-LF

TM-554-26-LF

Note: All specifications are subject to change without notice!



1360 Elmwood Avenue  
Cranston, RI 02910 USA  
800.222.1208  
t 401.461.1200  
f 401.941.5310  
info@leonardvalve.com  
www.leonardvalve.com

LV-108 03/15

©2015 Leonard Valve Company. Printed in the U.S.A.