



Z1360

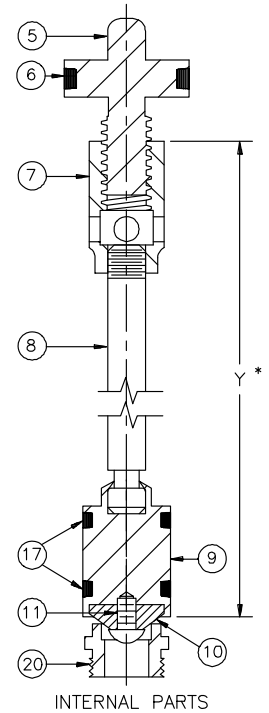
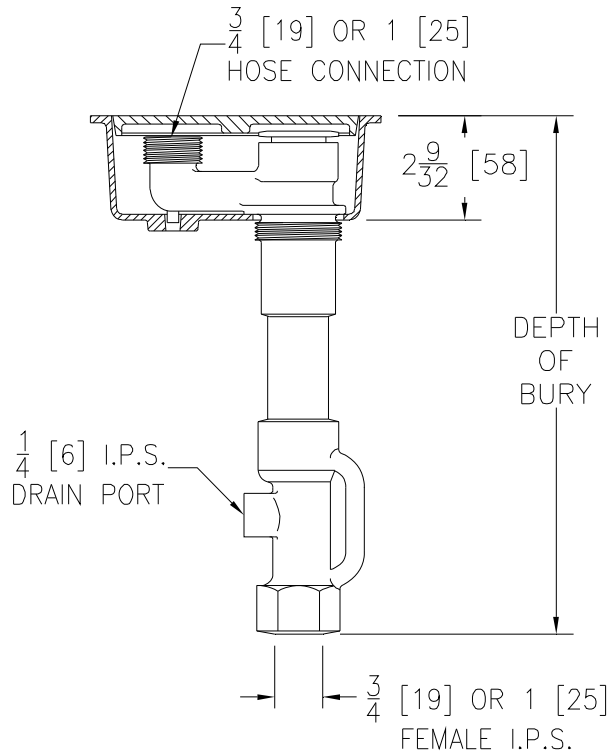
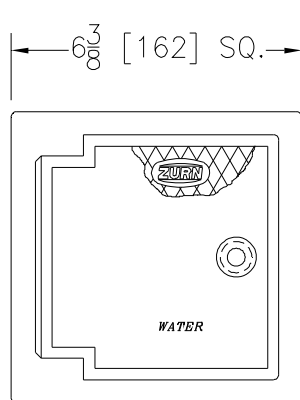
GROUND HYDRANT

Encased, Flush Type, Non-Freeze

SPECIFICATION SHEET

TAG _____

Dimensional Data (inches and [mm]) are Subject to Manufacturing Tolerances and Change Without Notice



Depth of Bury Feet	Approx. Wt. Lbs. [kg]
2 [610]	17 [8]
3 [914]	21 [10]
4 [1219]	25 [11]
5 [1524]	33 [15]
6 [1829]	39 [18]
7 [2134]	43 [20]
8 [2438]	47 [21]
9 [2743]	52 [24]
10 [3048]	56 [25]

ENGINEERING SPECIFICATION: ZURN Z1360 Encased, non-freeze ground hydrant, for flush with grade or finished (non-traffic) floor installation. Complete with galvanized steel casing, all bronze interior parts, bronze seat and replaceable seat washer, non-turning operating rod with free-floating compression closure valve with 3/4 [19] or 1 [25] connection. Plain bronze box and hinged scoriated cover with operating key lock and "WATER" cast on cover. Hydrant is equipped with a tapped 1/4 [6] drain port in valve housing.

Note:

- IMPORTANT** Hydrant must be opened one turn minimum to seal drain port during use.

CONNECTIONTYPE:

- _____ 3/4 [19] Hose Connection
- _____ 1 [25] Hose Connection

OPTIONS (Check/specify appropriate options)

SUFFIXES

- ___-BC Bronze Casing
- ___-CI D.C.C.I. Box and Cover
- ___-DP12 1/2 [13] IP Drain Port in Box
- ___-DP14 1/4 [6] IP Drain Port in Box
- ___-DP38 3/8 [10] IP Drain Port in Box
- ___-HD Heavy Duty Cover (-CI and -NB only)
- ___-K Flashing Flange only
- ___-KC Flashing Flange with Clamp Collar
- ___-NB Polished Nickel Bronze Face
- ___-PB Polished Bronze Face
- ___-RK Hydrant Parts Repair Kit
- ___-VB 3/4 [19] Adapter Vacuum Breaker (Requires deeper box to accommodate vacuum breaker)

PARTS LIST

Item	Name	Quan.
5	Operating Screw	1
6	O-Ring	1
7	Operating Coupling	1
8	Operating Rod	1
9	Washer Guide	1
10	Washer (neoprene)	1
11	Screw	1
17	O-Ring	2
20	Removable Seat	1

REV. J DATE: 10/22/10 C.N. NO. 111947

DWG. NO. 58878 PRODUCT NO. Z1360

*WHEN ORDERING REPLACEMENT PARTS SPECIFY Y DIM.